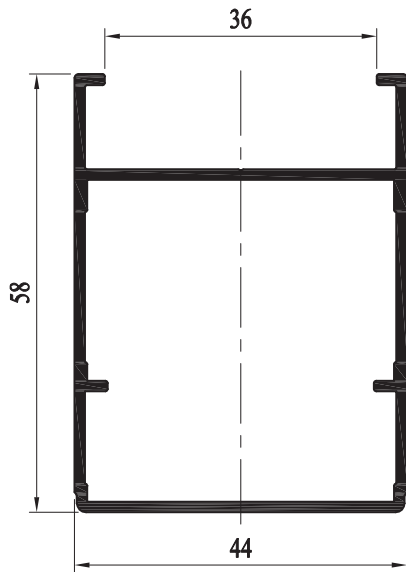




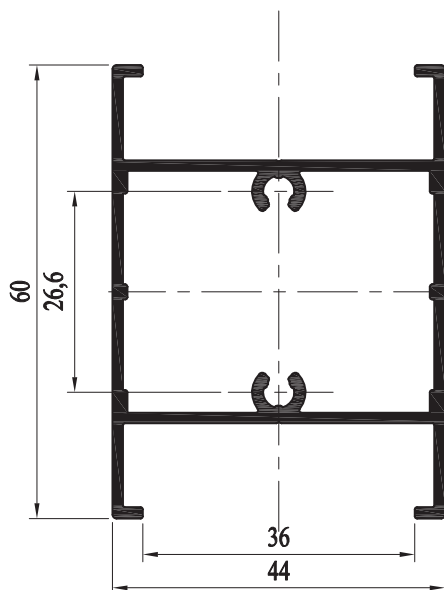
ALTOMA sp. z o.o.
Zawisna 138 A
Kamienica Polska



TS01

skrzydło
 $m = 0,805 \text{ kg/m}$
 $p = 237 \text{ mm}$
 $l = 7000 \text{ mm}$

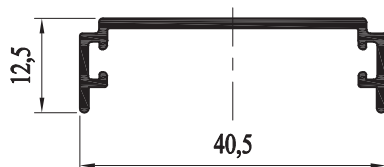
akcesoria: TA01



TS02

poprzeczka
 $m = 0,939 \text{ kg/m}$
 $p = 277 \text{ mm}$
 $l = 7000 \text{ mm}$

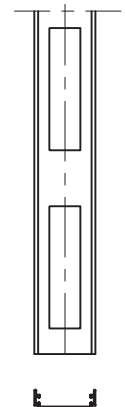
akcesoria: TA02



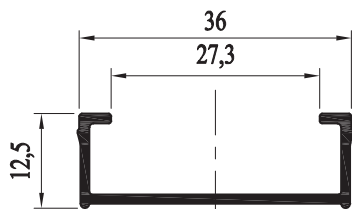
TS03

listwa
 $m = 0,231 \text{ kg/m}$
 $p = 142 \text{ mm}$
 $l = 7000 \text{ mm}$

uwaga: listwa z otworami



TS03H



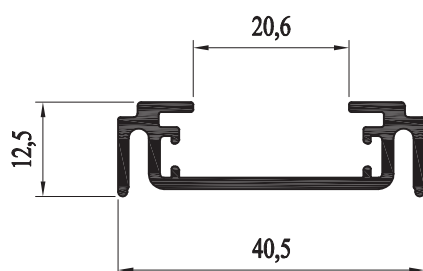
TS20

maskownica

$m = 0,214 \text{ kg/m}$

$p = 129 \text{ mm}$

$l = 7000 \text{ mm}$



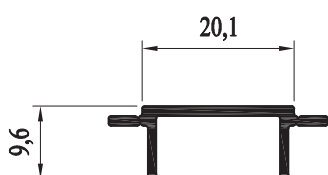
TS50

listwa

$m = 0.385 \text{ kg/m}$

$p = 188.5 \text{ mm}$

$l = 7000 \text{ mm}$



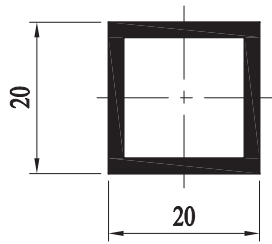
TS51

listwa

$m = 0.155 \text{ kg/m}$

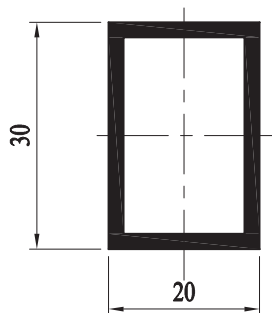
$p = 92.7 \text{ mm}$

$l = 7000 \text{ mm}$



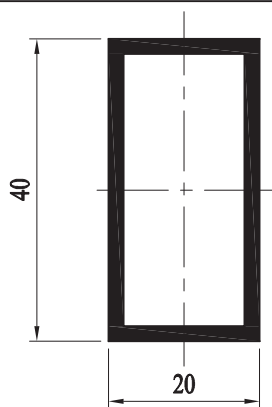
TP0202020

listwa
 $m = 0.389 \text{ kg/m}$
 $p = 80 \text{ mm}$
 $l = 6000 \text{ mm}$



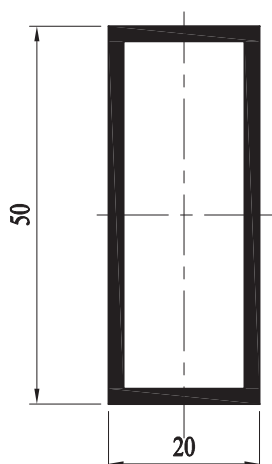
TP0302020

listwa
 $m = 0.497 \text{ kg/m}$
 $p = 100 \text{ mm}$
 $l = 6000 \text{ mm}$



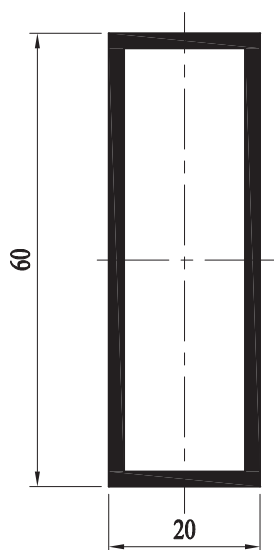
TP0402020

listwa
 $m = 0.605 \text{ kg/m}$
 $p = 120 \text{ mm}$
 $l = 6000 \text{ mm}$



TP0502015

listwa
 $m = 0.713 \text{ kg/m}$
 $p = 140 \text{ mm}$
 $l = 6000 \text{ mm}$



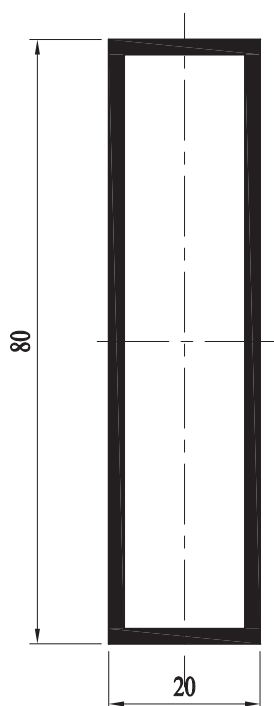
TP0602020

listwa

$m = 0.821 \text{ kg/m}$

$p = 160 \text{ mm}$

$l = 6000 \text{ mm}$



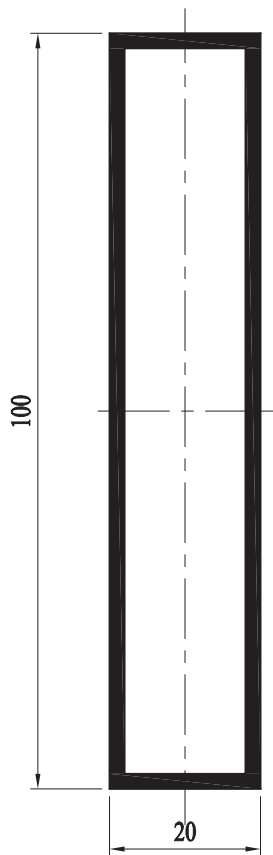
TP0802020

listwa

$m = 1.037 \text{ kg/m}$

$p = 200 \text{ mm}$

$l = 6000 \text{ mm}$



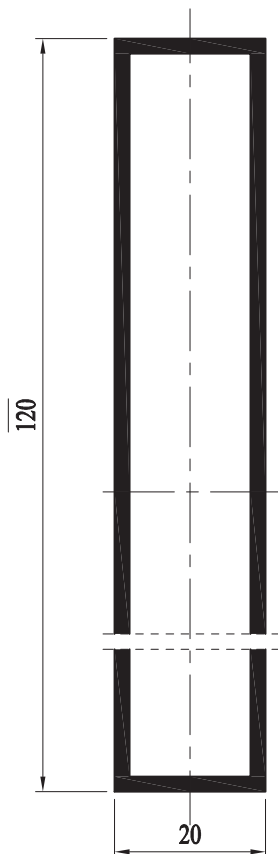
TP1002020

listwa

$m = 1.253 \text{ kg/m}$

$p = 240 \text{ mm}$

$l = 6000 \text{ mm}$




TP1202020

$m = 1.469 \text{ kg/m}$

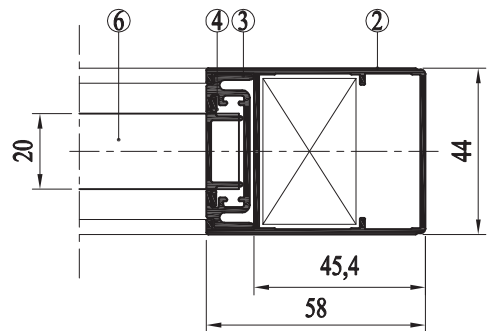
$p = 280 \text{ mm}$

$l = 6000 \text{ mm}$

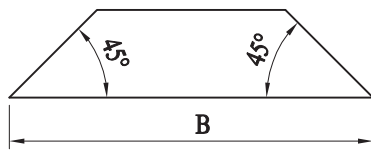




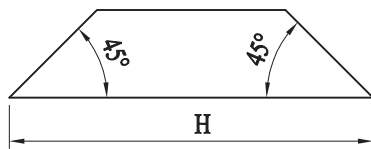
A-A



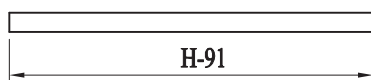
① TS01
2 szt.



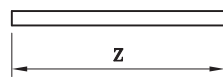
② TS01
2 szt.



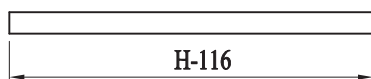
③ TS50
2 szt.



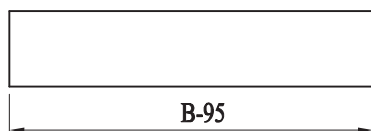
④ TS51
N szt.



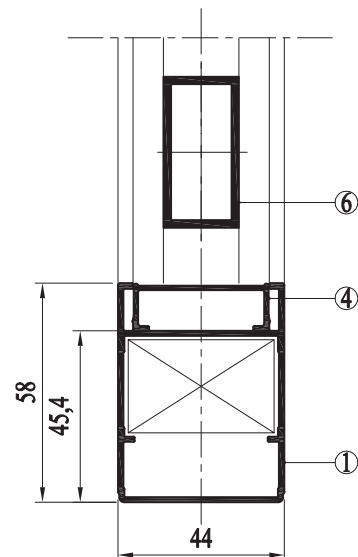
⑤ TS20
2 szt.

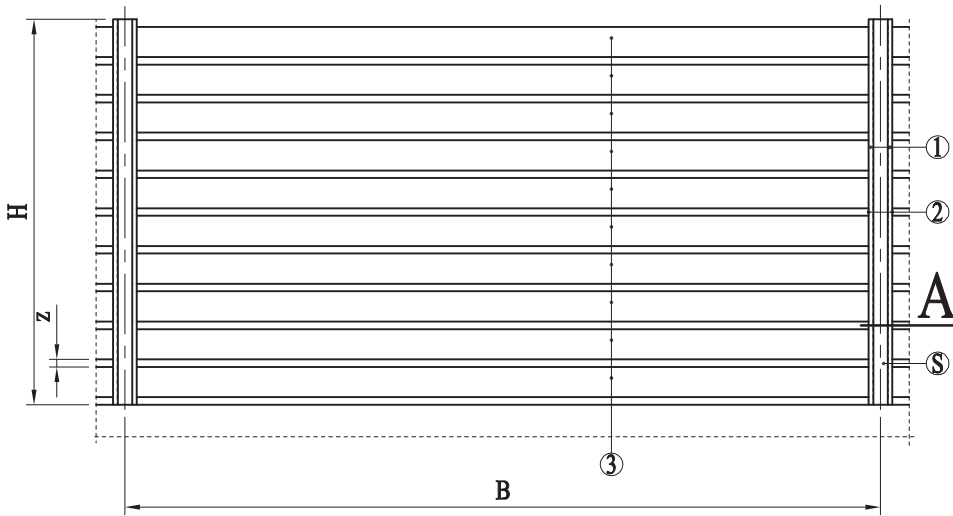


⑤ TP*****


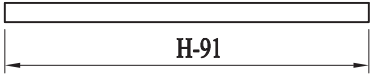

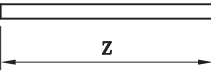
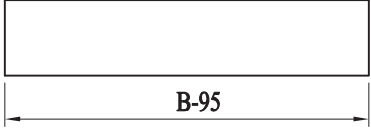


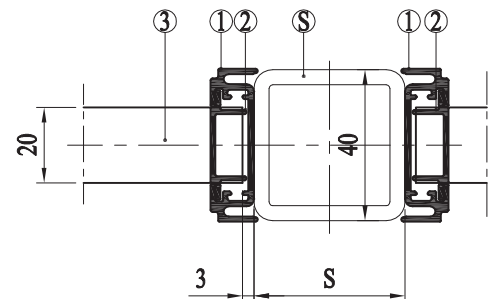
B-B

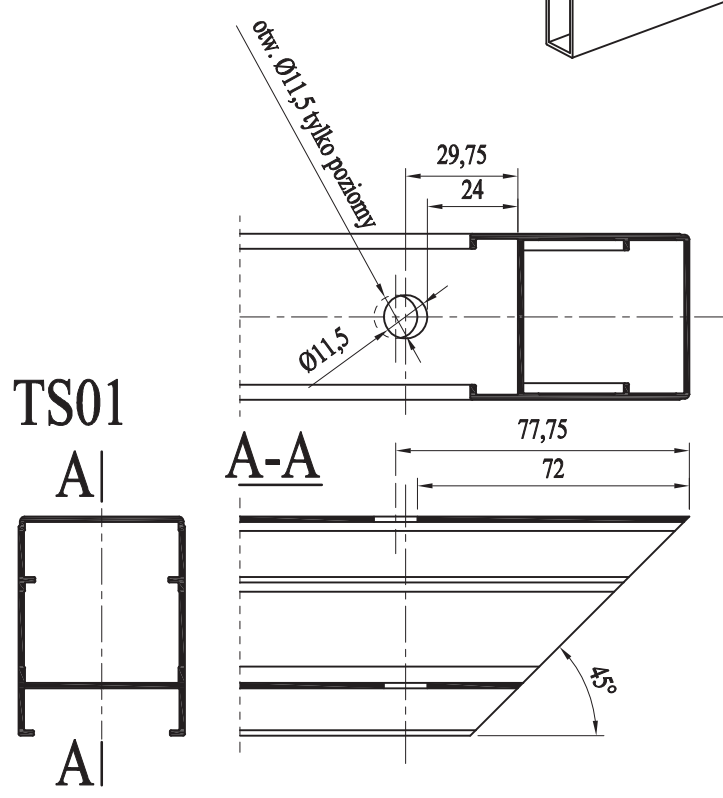
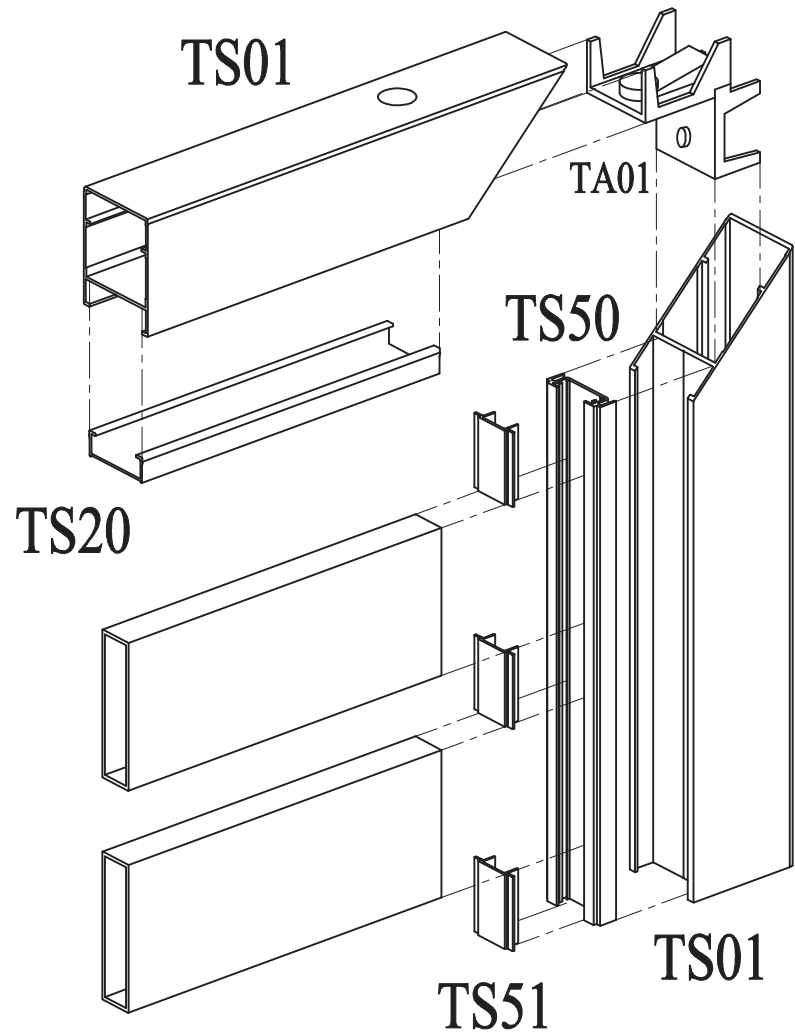




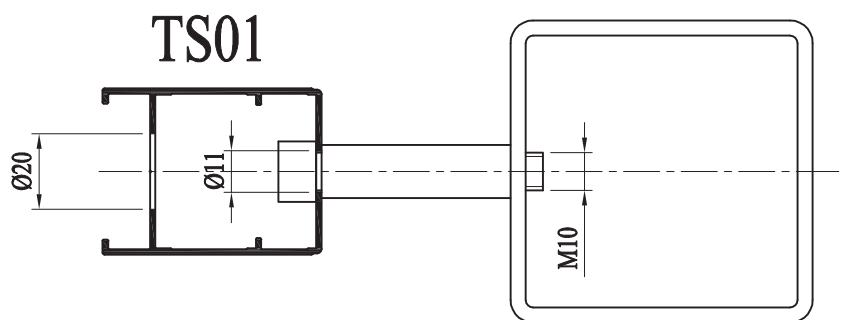
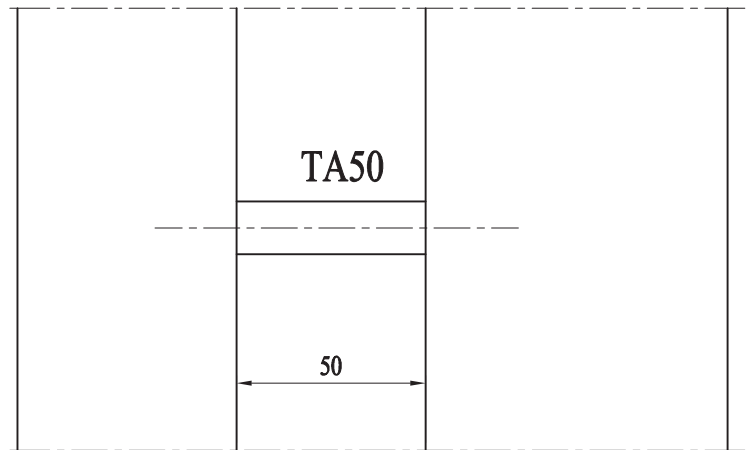
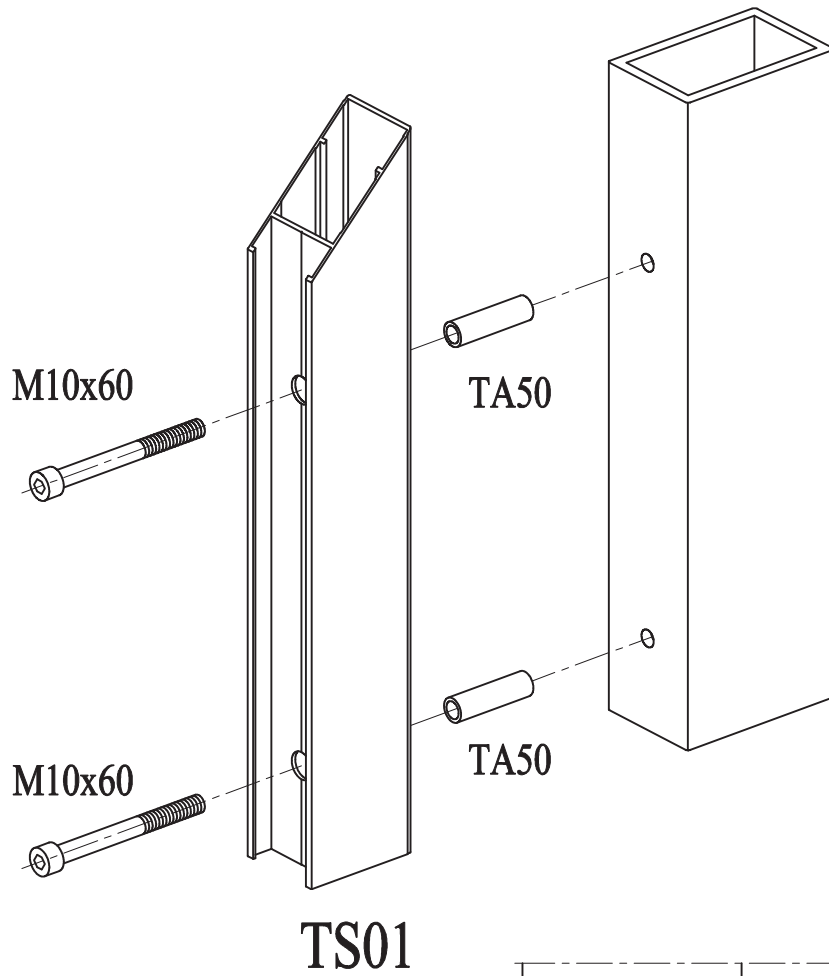
A-A

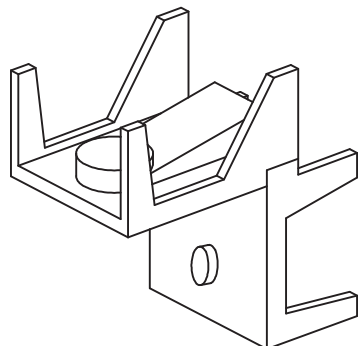
①	TS50 2 szt.		 H-91
②	TS51 N szt.		 z
③	TP*****		 B-95





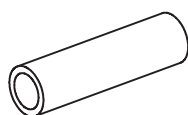
skala 1:2





TA01

profile: TS01



TA50